



WINTER FORGE 2027

REQUIRED PACKING LIST

****NOT OFFICIAL UNTIL JUNE 1st, 2026
LIST MAY CHANGE PRIOR TO
REGISTRATION OPENING****



Winter Forge In processing

WWC Students should arrive on site NLT than 1200 on day Zero (17JAN2027)

WLC Students should arrive on site NLT than 2000 on day Zero (17JAN2027)

Pre-event Work Party attendees should arrive NTL 1000 on 16JAN2027

Waiver, Safety Data Card & live ammunition shake down of gear is conducted on all incoming personnel and takes approx. 30 min per person.

Once signed into the CMTC- all personnel must sign out with the S-3 & turn in any sensitive items prior to departure.



Note

This list is in addition to your normal packing list.

Bring all your normal individual & sustainment equipment unless specified.



OP: Winter Forge Uniform

BLUFOR & **OPFOR** are divided into these
2 base colors schemes for force identification.

One color scheme is needed at your 1st Winter Forge, choose one or augment your current pattern



BLUFOR is **OCP** or **Tan**



OPFOR is **M81 Woodland** or **OD Green**



OP: Winter Forge Uniform

BLUFOR: OCP/Tan



One color scheme is needed at your 1st Winter Forge, choose one or augment your current pattern



Acceptable **BLUFOR** substitutes:



UCP dyed in a brown
(Level 5 UCP Soft Shell shown here)



Coyote Brown
(Level 6 Tru-Spec Gore-Tex Top shown here)


Other examples: DCU, Tan etc. Please contact staff with questions.



OP: Winter Forge Uniform

OPFOR: M81 Woodland/ OD Green





- Acceptable **OPFOR** substitutes:

- French CCE

- Green Dyed Universal Camouflage Pattern (UCP)

- OD Green

- Grey

- Or any other pattern fitting a green hue, please verify with staff.



USGI Modular Sleep System

Required- all 4 pieces

****Pattern does not matter****

Gore-Tex Bivy Cover

Patrol Bag

Intermediate Cold Weather bag

Stuff Sack



Or



**** Or equivalent that protects down to -20 all parts combined or -50 degrees with proper clothing. Must have waterproof shell.****



X1 Sleeping Mat

Examples:



USMC Therma-Rest Mat

or



USGI ISO Mat

Combined
with:



Self-inflating Air pads are *discouraged*
as your *primary* pad due to risks of
deflation.



Base Layering System Requirements

- Important to remember Missouri is typically a Wet/Cold Environment
- This list is a basic starting point for winter gear that will perform and keep you safe.
- We're flexible on items- just ask!
- If wanting to substitute an item, ensure it performs to or better than what we require prior to seeking approval.
- We're asking all those attending do an online PCI (Pre-Combat Inspection) via social media or email.
- Video or Pictures of entire kit is what we want to see!
- Tip- UCP items are insanely affordable and easy to dye.



ECWCS Required Clothing

Level 1, Gen III

Silk Weight Top

Silk Weight Bottom

Fleece Cap + Silk Neck Gaiter

Or Balacava Wind Stopper



Light-Weight
Undershirt & Drawers



- ** Or equivalent GEN I, II or civilian make.
- ** Should be worn loosely
- ** Green or Coyote



ECWCS Required Clothing

Level 2, Gen III

Mid Weight Top “Waffle”

Mid Weight Bottom
“Waffle”

LEVEL II



Mid-Weight
Shirt & Drawers



- ** Or equivalent GEN I, II or civilian make.
- ** Should be worn loosely



ECWCS Level 5 Soft-Shell



Hid in collar hood



Replaces worn uniform in temps below 40 degrees



Dries quickly in light precipitation.



Zippered for ventilation, breathable material



Soft Shell Cold Weather Jacket & Trousers



Dyed UCP Level 5 Softshell



1st event? Choose 1 pattern Green or Tan




ECWCS Required Clothing



Level 6, Gen III Extreme
Wet/Cold Weather (Gore-Tex)



This is your waterproof layer



Gore-Tex membrane breaths
moisture away from body



Zippered for ventilation



GEN II UCP

Bottoms Dyed with Brown RIT DYE in
this example.

1st event? Choose 1 pattern Green or Tan



GEN I M81 Woodland

Multiple patterns & colors are
commercially available from
Tru-Spec and others.



** ECWCS *OPTIONAL* **

Level 3 Fleece Jacket



Level 7 PrimaLoft top & bottom



Extreme Cold Weather
Parka & Trousers



Level 7 is excellent for stationary duties like sentry watches & comfort on the FOB.

Also takes RIT dye well, check out our YouTube video on how to.



Required- Intermediate Cold/Wet Weather Boot

Gore-Tex ICWB

X2 insert liners

Ice Cleats



USGI Surplus \$40 to over \$100



Danner Crater Rim MSRP \$360

(Surplus boots are financially more attractive)

Any exceptions to the ICWB must be approved by S&S staff.

Any replacement must be comparable in performance i.e.
WATERPROOF, GORETEX breathable.

You must show us the specs on any substitute.

Personal Stove for heating water in canteen cup

- ESBIT folding stove

Or

- Fire Dragon

Must have enough fuel to bring a minimum of 4 canteen cups to boil.

(or other branded suitable personal stove)





2 USGI 1 QT Canteens

Or Nalgene, 32 oz.

Other canteens not listed here are accepted, metal etc.



OR



With x2 nesting canteen cup



OR



No hydration bladders!!!

The drinking tubes present a freezing hazard, preventing the user from being able to drink or bursting, spilling water onto warrior.

Being wet is the enemy!





Camping Cutlery Kit

Metal only, no plastic utensils.

Spoon at a minimum.







Personal Ration Kit



x4 packs min of Tea Mix,
Apple Cider &/or Hot Cocoa



x4 servings of Chicken &/or
Beef Bullion Powder Mix



Personal Preference on brand/flavors



Personal Care Items for field

X 2 Lip Balm/Chapstick



X 2 Hand lotion



X1 Sunscreen

Personal Preference on brands

Superglue/Dermabond



Seals dry/cracked skin on hands.



Personal Safety Items



Fire starting kit



Pocket Knife



1 waterproofed fire starter &
1 knife must be always on your person!



Personal Preference on brands



Optional:

Snow Camouflage Over-whites

- Multicam/Brown Team: Multicam Alpine Patterns
- Woodland/Green Team: Solid or Large Spotted Patterns
- Snow Camouflage Tape for gear/rifle



Need to contact us?

Email, call or text!

